

SYNCHRO VasQ

400,000 FREE shots!!!

MEDICINE AND AESTHETICS

SYNCHRO VasQ

PWS, Angiomas & Haemangiomas
Telangiectasias & Rosacea
Pigmented Stains
Hypertrophic Scars
Photorejuvenation
Stretch Marks
Psoriasis
Warts

The Evolution of Dye Laser with
the New *RightLight* Technology:
the Perfect Synergy of Laser and Light

DEKA Intelligent Technologies:
Experts from the Start



The Code of Excellence

SYNCHRO VasQ

SYNCHRO VASQ: GREATER INNOVATIONS FOR THE DYE LASER WORLD

Synchro VasQ is the new dye laser from DEKA, which treats a large number of vascular lesions and can also be used in the treatment of psoriasis, warts, scars and acne.

Synchro VasQ is able to release energy in micropulses, with a clear benefit in terms of reducing post-treatment purpura. The greater amount of energy available makes it possible to use a maximum spot size of 12 mm. This improves the therapeutic approach and the treatment speed, especially for more extensive lesions, always guaranteeing maximum patient comfort.

Synchro VasQ can also use the innovative **RightLight** technology, a light source enclosed in a special handpiece, with emission characteristics similar to those of the dye laser but with a much larger treatment surface area of up to 6.3 cm². With this new instrument, it is at last possible to treat superficial vascular lesions, without the annoying problem of purpura.

*"The dye laser is the most effective system for treating thicker and deeper vascular lesions, such as port wine stains and haemangiomas. The new **Synchro VasQ** system from DEKA is not only comparable with the best dye lasers currently on the market but, thanks to the new **RightLight** technology, it introduces a real novelty that I have found extremely effective and important for my dermatology practice.*

*The new **RightLight** lamp gives a laser-like light that preserves all the emission characteristics of a dye laser, but with the energy distributed over a large surface area. Thus, the treatment of superficial vascular lesions, such as erythrosis and rosacea, is extremely effective, maintaining complete safety and maximum comfort for the patient. I consider that this combination of dye laser and dye lamp offers the best synergy to make the treatment of lesions that are very disabling for patients even more effective and safe. The advantages of this system are not limited to the vascular aspect. In recent years, many new applications have been added for this product that has now become an irreplaceable tool for the technologically advanced specialist service that I can offer to my patients."*

Prof. Paolo Bonan, M.D.
Department of Dermatology
University of Florence, Italy.

MEDICINE AND AESTHETICS

SYNCHRO VasQ



Laser handpiece with integrated skin cooling system: complete safety and maximum patient comfort.



The colour touch screen of **Synchro VasQ** has been restyled for enhanced user friendliness: all functions are clearly visible, accessible and easy to use.

SYNCHRO VASQ: SCIENCE AT YOUR FINGERTIPS

The new DEKA dye laser **Synchro VasQ** is able to compete with the best systems currently in the market place thanks to the design of its more powerful laser source and new power supply. The technological innovations introduced in **Synchro VasQ** allow it to emit energy pulses of 8 J, which put it on a par with the best dye systems available.

Synchro VasQ is much more than a simple dye laser thanks to the many advantages that it is able to offer:

- Better emission characteristics at 595 nm and the ability to treat all vascular lesions, from the deepest and thickest to more superficial ones, as well as superficial pigmented lesions, scars, warts and psoriasis.
- Lower incidence of purpura thanks to the laser energy emission in micropulses.
- Laser handpieces with spot sizes ranging from 5 to 12 mm, with automatic spot recognition.
- Increased fluencies up to 10 J/cm² with a 10 mm spot size.
- **400,000 free shots** included in the price (or 4 years of free shots)¹. The system is supplied with a special program including 400,000 shots completely free!
- **RightLight** handpiece for erythrosis and rosacea, with treatment area up to 6.3 cm² (5.5 times larger than the maximum area with the 12 mm handpiece of 1.13 cm²).

2	Light sources that use organic colouring: dye laser and dye lamp with RightLight technology.
4	Laser handpieces with spot sizes ranging from 5 to 12 mm.
RightLight Technology	Exclusive and selective DEKA Pulsed Dye Lamp handpieces with wide emission areas for a better treatment of superficial lesions.
Database	Knowledge ready-to-use thanks to the integrated protocols designed for dermatology.
400,000	Free shots included in the price (or 4 years of free shots) ¹ .

¹: Contact DEKA to find out the conditions for activating this special program.

RIGHT LIGHT: A NEW SOLUTION FROM DEKA TO SERVE MODERN MEDICINE

The new pulsed light dye handpiece is the fruit of research and innovation that DEKA constantly promotes in its laboratories to offer better treatment methods that are increasingly effective. With this innovative handpiece it is now possible to remove fainter and more superficial vascular lesions, characterised by a smaller chromophore concentration which can be problematic to treat with the traditional dye laser.

The new **RightLight** dye lamp is an exclusive DEKA patent. The light from a flash lamp is immersed in the same colouring fluid (Rhodamine 6G) as the dye laser radiation emits. The light emitted by the lamp is filtered by the dye that surrounds it, removing the wavelengths that are more dangerous for the skin.

The extraordinary innovation of this technology is not limited, however, to simply "filtering" the light. The potentially hazardous components are not only removed but, thanks to a *fluorescence phenomenon*, they are converted into light with more beneficial and safer wavelengths. This *filtering and conversion* effect is called **RightLight** and is a real innovation in light-based systems.

The light emission obtained is particularly indicated for treating superficial lesions, such as rosacea and erythrosis, that need an effective and delicate action at the same time, without the annoying problem of purpura post-treatment. The unique characteristics of **RightLight** source emission have made it possible to eliminate problems encountered when using laser dye on targets with lower absorption.

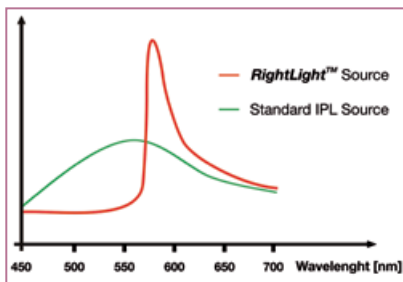
AN EFFECTIVE LASER SOURCE FOR EVERY TREATMENT

In international scientific literature, the **Synchro VasQ** wavelength of 595 nm is considered to be the best for its absorption by haemoglobin and for its selective action that at the same time guarantees protection of the dermal structures surrounding the lesion.

The **Synchro VasQ** system dye laser has many applications: Port Wine Stain (PWS), widespread vascularisations and superficial pigmented stains. All treatments are virtually *purpura-less* thanks to the *top-hat* pulse generated by a new high-voltage power supply.



Dye lamp handpieces with the exclusive **RightLight** technology (available with two different treatment surfaces: 2 cm² or 6.3 cm²)



Comparison between the emission of traditional IPL source and the new **RightLight** dye lamp.

Using Rhodamine, wavelengths are converted into more beneficial and safer components with high efficiency process.

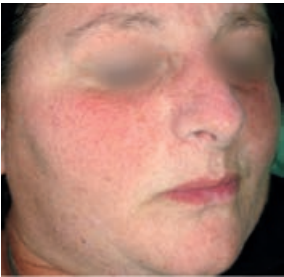
CLINICAL CASES



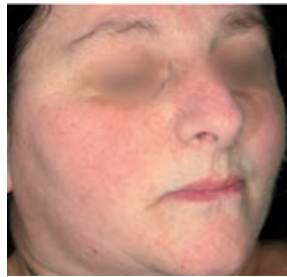
PWS – Dye Laser



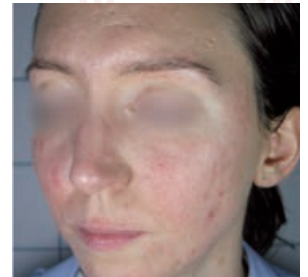
Angioma - Dye Laser



Rosacea – RightLight Technology



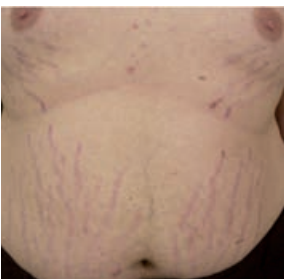
Rosacea – RightLight Technology



Scar – Dye Laser



Psoriasis – Dye Laser



Stretch Marks – Dye Laser



Warts – Dye Laser



TECHNICAL DATA

Laser Module

Laser Type	Dye Laser
Wavelength	595 nm
Maximum Output Energy	33 J/cm ² @ 5 mm spot size 19 J/cm ² @ 7 mm spot size 10 J/cm ² @ 10 mm spot size 7 J/cm ² @ 12 mm spot size
Pulse Duration	From 0.5 to 40 ms
Repetition Rate	From 0.2 to 1 Hz
Aiming Beam	4 mW @ 532 nm (Green)

Emission Control	Footswitch or Fingerswitch
Internal Database	Preset protocols, upgradable via USB. Possibility of storing custom user's protocols.
Control Panel	Wide LCD Colour Touch Screen (10.4")
Electrical Requirements	230 Vac – 16 A – 50/60 Hz
Dimensions and Weight	120 (H) x 49 (W) x 100 (D) cm – 175 kg

RightLight Module (Optional)

Lamp Type	Pulsed Dye Lamp with RightLight Technology
Emission Spectrum	Optimized for 595 nm
Max Fluences	25 J/cm ²
Treatment Surfaces	15 x 13 mm (2 cm ²) 48 x 13 mm (6.3 cm ²) with an optional window at 24 x 13 mm (3.1 cm ²)
Pulse Duration	From 3 to 8 ms
Number of Pulses	From 1 to 3
Pulse Delay Duration	From 5 to 50 ms
Pulse Repetition Period	From 2 to 6 s
Emission Control	Footswitch or Fingerswitch



This brochure is not intended for the market of USA.

**PORT WINE STAINS (PWS), ANGIOMAS AND HAEMANGIOMAS
 TELANGIECTASIAS AND ROSACEA - PIGMENTED STAINS
 HYPERTROPHIC SCARS - PHOTOREJUVENATION
 STRETCH MARKS - PSORIASIS - WARTS**



Follow us on



The Code of Excellence

Dealer stamp



www.dekalaser.com

DEKA M.E.L.A. s.r.l.
 Via Baldanzese, 17 - 50041 Calenzano (FI) - Italy
 Tel. +39 055 8874942 - Fax +39 055 8832884

DEKA The Code of Excellence

A spin-off of the Ei.En. Group, DEKA is a world-class leader in the design and manufacture of lasers and light sources for applications in the medical field. DEKA markets its devices in more than 80 countries throughout an extensive network of international distributors as well as direct offices in Italy, France, Germany, Japan and USA. Excellence is the hallmark of DEKA's experience and recognition garnered in the sphere of R&D in over thirty years of activity. Quality, innovation and technological excellence place DEKA and its products in a unique and distinguished position in the global arena. DEKA manufactures laser devices in compliance with the specifications of Directive 93/42/EEC and its quality assurance system, certified by is in accordance with the ISO 9001 and ISO 13485 standards.