

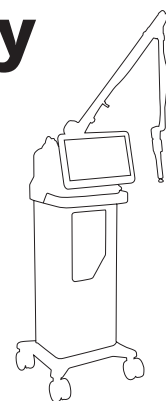


DU@Glide

The Unique and Revolutionary Synergy Between Ablative and Non Ablative Wavelength for Women Intimacy

Game Changing Therapy for Women Intimacy

DuoGlide stands out for: Gynaecology



DEKA
Innate Ability

DUOGLIDE

EVOLVING EXCELLENCE

GENITOURINARY
SYNDROME OF
MENOPAUSE

POSTPARTUM
HYPOESTROGENISM
SYMPTOMS

VULVO - VAGINAL LAXITY

GENITAL FUNCTIONAL &
AESTHETIC SURGERY AND
COLPOSCOPY



Key Principles

DUOslide is the DEKA's latest laser platform, which combines two wavelengths: CO₂ 10600 nm and 1540 nm to maximize the efficacy in gynaecological and dermatological applications.

Thanks to over 30 years of experience, DEKA has found the ideal wavelength which added to traditional 10600 enhances its functionality, simultaneously reducing recovery time.

The ideal wavelength mix, the exclusive PSD technology and the availability of new ergonomic scanners that best fit the characteristics of the treated areas make **DUOslide** an extremely advanced system, both in gynecology and dermatology.

Why Choosing **DUOslide**:

Know-how in CO₂ Laser and Expertise with MonaLisa Touch®

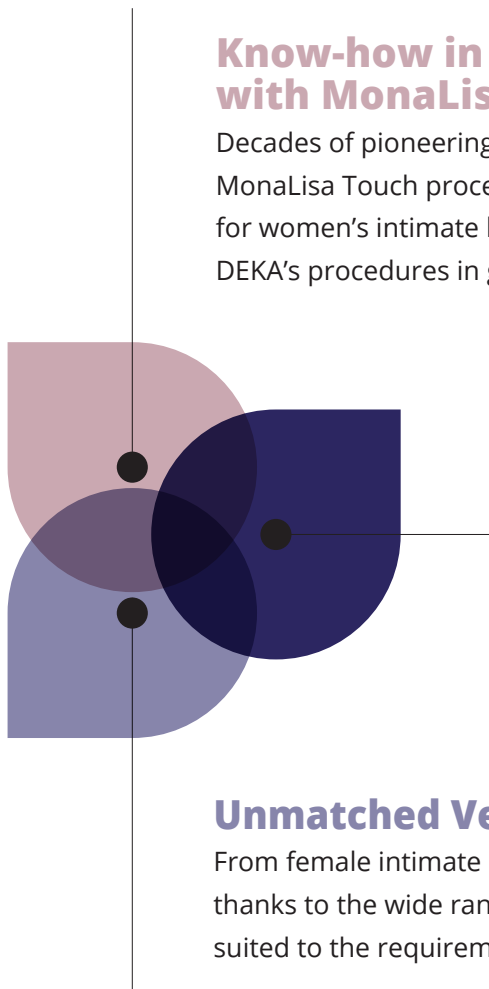
Decades of pioneering experience in CO₂ lasers and the great success of the MonaLisa Touch procedure (the only scientifically-validated laser procedure for women's intimate health) have confirmed the great efficacy and safety of DEKA's procedures in gynecology.

Maximum Efficacy and Reduced Downtime

The 1540 nm wavelength enhances the therapeutic effects of the CO₂ laser, amplifying its thermal and neocollagenesis stimulation capabilities.

Unmatched Versatility

From female intimate health to coloscopy gynecology to dermatology, thanks to the wide range of micro scanning systems, this device is well suited to the requirements of multispecialty medical offices.



DU@hde

THE PERFECT MATCH

1540 nm: The Ideal Partner for a New Era of Laser Therapy with CO₂ Laser Systems

Continuous research to maximize the efficacy, comfort, and safety of the treatment has led to the selection of two wavelengths:

One ablative (CO₂) and one thermal (1540 nm).

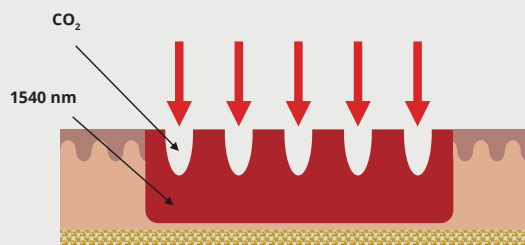
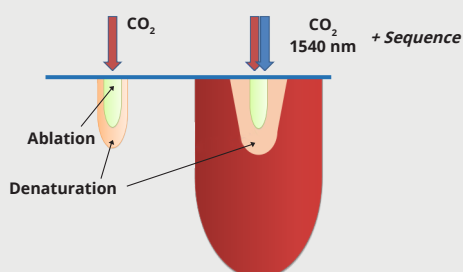
Thanks to the special sequential emission on the individual DOT, the effects of the two wavelengths are amplified synergistically.

The amplified thermal action, in a very short time, acts also on the vaginal laxity, stimulating a 360° surface of the vaginal canal.

Deeper Thermal Action

The synergy of the two CO₂+1540 nm wavelengths also achieves heating, adjacent and non-coagulative of the entire scanning area, and reaches high depth - not possible with only ablative laser sources.

The thermal effect reaches a depth level that maximizes tissue stimulation action and therefore obtains an even more effective treatment.



THE PERFECT MATCH

CO₂+1540nm: Ideal Combination for Real Results

● **Special Attention to Healing Times**

Thanks to the deep and even stimulation of the special emission, the synergy of the two wavelengths boosts cellular turnover.

● **Boosting of the Shrinkage Effect**

The special sequential type emission achieved inside every individual DOT also synergically boosts the tissue shrinking effect to remodel and tone lax tissue.

● **Emission Flexibility**

Based on the type of application you can modulate the most suitable emission sequence: CO₂ + 1540 nm to boost the shrinkage effect or 1540 nm + CO₂ for thermal effect for tissue stimulation.

THE SCIENCE BEHIND

Maximum Efficacy, Precision and Total Control

**D-PULSE: the specific pulse
shape for the vaginal mucosa**

D-Pulse is an exclusive pulse shape, designed by DEKA specifically for the vaginal mucosa, thus ensuring maximum effectiveness.

PSD Technology

The PSD (Pulse Shape Design) technology makes it possible to choose among various impulse modalities to be able to manage selectively the vaporization depth and the thermal effect: S-Pulse, D-Pulse, H-Pulse, U-Pulse, CW. By varying the impulse modality on the on the area concerned you obtain different ablation and stimulation effects to meet the various clinical needs.



SmartPulse (SP)



HighPulse (HP)



DEKAPulse (DP)



MADE IN ITALY

DEKA systems and devices are all designed and assembled in Italy. To achieve our sustainability goals and make our supply chain traceable, transparent and reliable, we set international environmental standards for ourselves and our suppliers.

MADE SUSTAINABLY

THE SCIENCE BEHIND

Set-up Complete with Scanning Systems

DUOglide is equipped with a full range of new scanning systems, optimized in shape, weight, and size to maximize handling.

μ-SCAN V²LR

Scanning system designed to treat menopausal urogenital syndrome. Fractionated CO₂ laser energy is transmitted to the vaginal walls, effectively stimulating tissue regeneration for unequalled results. This scanning system can be used with different types of probes, both for treatments inside the vaginal canal, making it adaptable to the needs of all patients.

Maximum Patient Adaptability

Availability of different types of probes to address the specific clinical and/or anatomic needs of individual patients.



(23 mm diameter)



(360° autoclavable)



(16 mm diameter)



(vulvar applicator)



MonaLisa
Butterfly 



MONALISA BUTTERFLY: The treatment becomes safer, repeatable and easy to perform.

A new robotic system, synchronized with laser emission and parameters, which facilitates the movement of the handpiece in the vagina and, above all, standardizes the treatment.

Thanks to this innovative device, it is sufficient to set the parameters from the database and the treatment is performed automatically, in a safe and uniform manner. MonaLisa Butterfly is a revolutionary instrument which supports the physician in the execution of the MonaLisa Touch treatment.

ColpoSCAN

This new accessory, which combines scanning system and microhandpiece, broadens Glide applications to include scan-aided colposcopic microsurgery.

The features of this compact system, compatible with all colposcopes, make this instrument the gold standard for extremely precise, safe, repeatable and fast-moving treatments.

EASY CONTROL

5 functions controlled by the exclusive microswitch joystick:

- **Rotation** of the scanning figures (step by step and fast).
- **Scan size** regulation.
- **Scan-ON/Scan-OFF.**
- **Scan shape** modification.
- By pressing the joystick you can open the **set up menu** and **center the laser beam on 4 axes.**

With Easy Control all the system functions are managed while continuing to observe the area to be treated through the colposcope.

NEW!

3D Ablation mode with depth control and Fast Ablation for high speed of action

EASY PLUG

- Fast connections and internal wiring.



EASY FIELD

- **Mechanical regulation of the working area** to precisely confine the laser beam inside the operating field.

μ-INTEGRATED SCAN

- **Ultra fast** laser beam (100 millionths of a second).
- **High precision scanning shape**, for tissue cutting and ablation.



Easy Focus

- Zoom with **full HOLO technology** (holographic lens and high-reflectance mirrors).
- Single-ring **focus/defocus** system with **focal point saving**.
- Perfect **correspondence between the guide light and the CO₂ laser**.

THE PERFECT MATCH

DUOslide Strength

Operators and patients benefit from:

- Improved tissue stimulation action thanks to the **specially sequential emission** of the double wavelength
- Unrivalled **effectiveness in women** intimate health
- Exclusive advanced technological solutions **(PSD and SmartStack)** to maximize results
- Extreme flexibility and maximum adaptability to the needs of patients
- Wide range of applications thanks to the complete set-up of micro scanners
- **Over 30 years experience** in CO₂ laser production



Only for DEKA Users:

a great support in medical practice

DEKA *Club*



**Intuitive GUI
(15.6" rotatable touch
screen display)**

**SmartTrack and
SmartStack Function**

**Multimedia
Database**

**Miniaturized
Scanner Systems**

PSD Technology

Teleassistance

Technical Specifications

DUOGlide - Suggested configuration for Gynecology*

LASER CO ₂	
Laser Type	CO ₂ RF - PSD®
Wavelength	10.6 μm
Laser Emission Mode	TEM ₀₀
Emissions Modes	CW - SP - DP - HP - UP
Average power at handpiece output	0.1 - 60 W max
IR LASER	
Wavelength	1540 nm
Power	From 2 W to 10 W
GENERAL FEATURES	
Internal Database	More than 100 factory stored protocols, upgradeable with USB. Possibility for the user to store a number unlimited custom protocols
Control Panel	Color LCD Touch Screen
Dimension and weight	137 (A) x 42 (L) x 54 (P) cm - 70 kg

*In this catalogue only the technical features of gynecology applications are listed.

DUOGlide is also available in dermatological configuration. Please refer to the related brochure for technical features in dermatology.

DANGER - Visible and invisible laser radiation.
Avoid eye or skin exposure to direct or scattered radiation.
Class 4 laser product.

This brochure is not intended for the market of USA.

CE
0123

DUOGlide

Follow us on:

DEKA
Innate Ability



www.dekalaser.com

Dealer stamp



DEKA M.E.L.A. s.r.l.

Via Baldanzese, 17 - 50041 Calenzano (FI) - Italy
Tel. +39 055 8874942 - Fax +39 055 8832884

DEKA Innate Ability

A spin-off of the El.En. Group, DEKA is a world-class leader in the design and manufacture of lasers and light sources for applications in the medical field. DEKA markets its devices in more than 80 countries throughout an extensive network of international distributors as well as direct offices in Italy, France, Japan and USA. Excellence is the hallmark of DEKA's experience and recognition garnered in the sphere of R&D in over thirty years of activity. Quality, innovation and technological excellence place DEKA and its products in a unique and distinguished position in the global arena. DEKA manufactures laser devices in compliance with the specifications of Directive 93/42/EEC and its quality assurance system is in accordance with the ISO 9001 and ISO 13485 standards.